

---

## STATUTORY INSTRUMENTS

---

**2009 No. 2824**

# CONSUMER PROTECTION

## The Aerosol Dispensers Regulations 2009

<i>Made</i>	- - - -	<i>21st October 2009</i>
<i>Laid before Parliament</i>		<i>26th October 2009</i>
<i>Coming into force</i>	- -	<i>29th April 2010</i>

The Secretary of State is a Minister designated <sup>M1</sup> for the purposes of section 2(2) of the European Communities Act 1972 <sup>M2</sup> in relation to measures relating to consumer protection.

In accordance with section 11(5) of the Consumer Protection Act 1987 <sup>M3</sup> the Secretary of State has consulted such organisations as appear to him to be representative of interests substantially affected by the following Regulations, such other persons as he considered appropriate and the Health and Safety Executive.

The Secretary of State makes regulations 3(8)(b) and (c), 6 and 7 in exercise of the powers conferred by section 2(2) of the European Communities Act 1972 and all other provisions in these Regulations in exercise of the powers conferred by section 11 of the Consumer Protection Act 1987 <sup>M4</sup>.

### Marginal Citations

- M1** [S.I. 1993/2661](#).  
**M2** [1972 c.68](#). Section 2(2) was amended by section 27(1)(a) of the [Legislative and Regulatory Reform Act 2006 \(c.51\)](#).  
**M3** [1987 c.43](#). Section 11(5) was amended by [S.I. 2008/960](#), article 22, [schedule 3](#).  
**M4** [Section 11\(1\)](#) was amended by [S.I. 2005/1803](#), [regulation 46\(1\)](#) and (3).

## PART 1

### GENERAL

#### Citation and Commencement

1. These Regulations may be cited as the Aerosol Dispensers Regulations 2009 and shall come into force on 29th April 2010.

**Interpretation** **E+W+S****2.—(1)** In these Regulations—

“aerosol dispenser” means any non-reusable container made of metal, glass or plastic and containing a gas compressed, liquefied or dissolved under pressure, with or without a liquid, paste or powder, and fitted with a release device allowing the contents to be ejected as solid or liquid particles in suspension in a gas, as a foam, paste or powder or in a liquid state;

**F1** .....

[<sup>F2</sup>“Directive” means Council [Directive 75/324/EEC](#) on the approximation of the laws of the Member States relating to aerosol dispensers;]

[<sup>F3</sup>“relevant aerosol dispenser” means an aerosol dispenser which does not have a maximum capacity of—

((a)) less than 50ml; or

((b)) greater than that specified—

((i)) in point 3.1 of Schedule 1A, in relation to metal aerosol dispensers (1000ml);

((ii)) in point 4.1.1 of Schedule 1A, in relation to aerosol dispensers with plastic coated or permanently protected glass containers or plastic aerosol dispensers which cannot splinter on bursting (220ml); or

((iii)) in point 4.2.1 of Schedule 1A, in relation to aerosol dispensers with unprotected glass containers or plastic aerosol dispensers which may splinter on bursting (150ml)];

[<sup>F4</sup>“UK marking” means the marking in the form set out in Annex 2 of Regulation ([EC](#)) [No 765/2008](#) of the European Parliament and of the Council of 9 July 2008 setting out the requirements for accreditation and market surveillance relating to the marketing of products and repealing Regulation ([EEC](#)) [No 339/93](#).]

[<sup>F5</sup>(1A) Schedule 1A reproduces the provisions of the Annex to the Directive with amendments to correct deficiencies in [<sup>F6</sup>assimilated] law.

(1B) A reference to a provision of Schedule 1A is a reference to the equivalent provision of the Annex to the Directive as set out in that Schedule.]

(2) The reference in regulation 3(7)(c)(ii) and (iii) to the test method specified in point 6.1.4.1(b) and (c) of [<sup>F7</sup>Schedule 1A] is a reference to [<sup>F8</sup>a test method specified in point 6.1.4.1(b) or (c) which is]—

(a) a test method approved under point 6.1.4.3(a) of [<sup>F9</sup>the Annex to the Directive], when these Regulations are made unless paragraph (3) applies and where in relation to that test method the other conditions in point 6.1.4.3 [<sup>F10</sup>of that Annex] are satisfied; or

(b) such other test method which has been approved in writing by the Secretary of State for the purposes of these Regulations and where in relation to that test method the conditions in point 6.1.4.3 [<sup>F11</sup>of Schedule 1A] are satisfied.

(3) This paragraph applies where the Secretary of State has specified in writing that a test method which is approved under point 6.1.4.3(a) of the Annex to the Directive when these Regulations are made, is not approved for the purposes of these Regulations.

**Extent Information**

**E1** This version of this provision extends to England and Wales and Scotland only; a separate version has been created for Northern Ireland only

**Textual Amendments**

- F1** Words in [reg. 2\(1\)](#) omitted (E.W.S.) (31.12.2020) by virtue of The Product Safety and Metrology etc. (Amendment etc.) (EU Exit) Regulations 2019 (S.I. 2019/696), reg. 1, **Sch. 13 para. 2(2)(a)** (with reg. 2 as amended by S.I. 2020/676, regs. 1(1), 2); 2020 c. 1, Sch. 5 para. 1(1)
- F2** Words in [reg. 2\(1\)](#) substituted (12.2.2018) by The Aerosol Dispensers (Amendment) Regulations 2018 (S.I. 2018/29), regs. 1(2), 3
- F3** Words in [reg. 2\(1\)](#) substituted (E.W.S.) (31.12.2020) by The Product Safety and Metrology etc. (Amendment etc.) (EU Exit) Regulations 2019 (S.I. 2019/696), reg. 1, **Sch. 13 para. 2(2)(b)** (with reg. 2 as amended by S.I. 2020/676, regs. 1(1), 2); 2020 c. 1, Sch. 5 para. 1(1)
- F4** Words in [reg. 2\(1\)](#) inserted (E.W.S.) (31.12.2020) by The Product Safety and Metrology etc. (Amendment etc.) (EU Exit) Regulations 2019 (S.I. 2019/696), reg. 1, **Sch. 13 para. 2(2)(c)** (with reg. 2 as amended by S.I. 2020/676, regs. 1(1), 2); 2020 c. 1, Sch. 5 para. 1(1)
- F5** [Reg. 2\(1A\)\(1B\)](#) inserted (E.W.S.) (31.12.2020) by The Product Safety and Metrology etc. (Amendment etc.) (EU Exit) Regulations 2019 (S.I. 2019/696), reg. 1, **Sch. 13 para. 2(3)** (with reg. 2 as amended by S.I. 2020/676, regs. 1(1), 2); 2020 c. 1, Sch. 5 para. 1(1)
- F6** Word in [reg. 2\(1A\)](#) substituted (27.2.2025) by The Retained EU Law (Revocation and Reform) Act 2023 (Consequential Amendments) Regulations 2025 (S.I. 2025/82), reg. 1(2), **Sch. 6 para. 5**
- F7** Words in [reg. 2\(2\)](#) substituted (E.W.S.) (31.12.2020) by The Product Safety and Metrology etc. (Amendment etc.) (EU Exit) Regulations 2019 (S.I. 2019/696), reg. 1, **Sch. 13 para. 2(4)(a)** (with reg. 2 as amended by S.I. 2020/676, regs. 1(1), 2); 2020 c. 1, Sch. 5 para. 1(1)
- F8** Words in [reg. 2\(2\)](#) inserted (E.W.S.) (31.12.2020) by The Product Safety and Metrology etc. (Amendment etc.) (EU Exit) Regulations 2019 (S.I. 2019/696), reg. 1, **Sch. 13 para. 2(4)(b)** (with reg. 2 as amended by S.I. 2020/676, regs. 1(1), 2); 2020 c. 1, Sch. 5 para. 1(1)
- F9** Words in [reg. 2\(2\)\(a\)](#) substituted (E.W.S.) (31.12.2020) by The Product Safety and Metrology etc. (Amendment etc.) (EU Exit) Regulations 2019 (S.I. 2019/696), reg. 1, **Sch. 13 para. 2(4)(c)(i)** (with reg. 2 as amended by S.I. 2020/676, regs. 1(1), 2); 2020 c. 1, Sch. 5 para. 1(1)
- F10** Words in [reg. 2\(2\)\(a\)](#) inserted (E.W.S.) (31.12.2020) by The Product Safety and Metrology etc. (Amendment etc.) (EU Exit) Regulations 2019 (S.I. 2019/696), reg. 1, **Sch. 13 para. 2(4)(c)(ii)** (with reg. 2 as amended by S.I. 2020/676, regs. 1(1), 2); 2020 c. 1, Sch. 5 para. 1(1)
- F11** Words in [reg. 2\(2\)\(b\)](#) inserted (E.W.S.) (31.12.2020) by The Product Safety and Metrology etc. (Amendment etc.) (EU Exit) Regulations 2019 (S.I. 2019/696), reg. 1, **Sch. 13 para. 2(4)(d)** (with reg. 2 as amended by S.I. 2020/676, regs. 1(1), 2); 2020 c. 1, Sch. 5 para. 1(1)

**Interpretation** **N.I.****2.—(1)** In these Regulations—

“aerosol dispenser” means any non-reusable container made of metal, glass or plastic and containing a gas compressed, liquefied or dissolved under pressure, with or without a liquid, paste or powder, and fitted with a release device allowing the contents to be ejected as solid or liquid particles in suspension in a gas, as a foam, paste or powder or in a liquid state;

“compliance mark” means the symbol “3” (reversed epsilon);

[<sup>F30</sup>“Directive” means Council [Directive 75/324/EEC](#) on the approximation of the laws of the Member States relating to aerosol dispensers;]

“relevant aerosol dispenser” means an aerosol dispenser which does not fall within the exception in Article 1 of the Directive.

[<sup>F31</sup>“UK(NI) indication” means the marking in the form set out in Schedule 1 to the Product Safety and Metrology etc. (Amendment etc.) (UK(NI) Indication) (EU Exit) Regulations 2020.]

(2) The reference in regulation 3(7)(c)(ii) and (iii) to the test method specified in point 6.1.4.1(b) and (c) of the Annex to the Directive is a reference to—

*Status: Point in time view as at 27/02/2025.*

*Changes to legislation: There are currently no known outstanding effects for The Aerosol Dispensers Regulations 2009. (See end of Document for details)*

- (a) a test method approved under point 6.1.4.3(a) of that Annex, when these Regulations are made unless paragraph (3) applies and where in relation to that test method the other conditions in point 6.1.4.3 are satisfied; or
  - (b) such other test method which has been approved in writing by the Secretary of State for the purposes of these Regulations and where in relation to that test method the conditions in point 6.1.4.3 are satisfied.
- (3) This paragraph applies where the Secretary of State has specified in writing that a test method which is approved under point 6.1.4.3(a) of the Annex to the Directive when these Regulations are made, is not approved for the purposes of these Regulations.

#### Extent Information

- E6** This version of this provision extends to Northern Ireland only; a separate version has been created for England and Wales and Scotland only

#### Textual Amendments

- F30** Words in [reg. 2\(1\)](#) substituted (12.2.2018) by [The Aerosol Dispensers \(Amendment\) Regulations 2018 \(S.I. 2018/29\)](#), [regs. 1\(2\), 3](#)
- F31** Words in [reg. 2\(1\)](#) inserted (N.I.) (31.12.2020) by [The Product Safety and Metrology etc. \(Amendment etc.\) \(UK\(NI\) Indication\) \(EU Exit\) Regulations 2020 \(S.I. 2020/1460\)](#), [reg. 1\(2\), Sch. 2 para. 4\(2\)](#)

### Requirements for the marking of aerosol dispensers **E+W+S**

**3.—(1)** Paragraphs (2) to (8) set out the requirements which must be complied with under regulation 5 in order to mark an aerosol dispenser [<sup>F12</sup>or where paragraph (1A) applies, on a label affixed to, or a document accompanying, the aerosol dispenser] with [<sup>F13</sup>the UK marking].

[<sup>F14</sup>(1A) For a period of [<sup>F15</sup>seven years] beginning with IP completion day, the UK marking may be affixed to—

- (a) a label affixed to the aerosol dispenser; or
- (b) a document accompanying the aerosol dispenser.]

(2) The aerosol dispenser is a relevant aerosol dispenser.

(3) The person responsible for the marketing of the aerosol dispenser has complied with the obligations set out after the heading to point 2 (general provisions) and immediately before point 2.1 of [<sup>F16</sup>Schedule 1A].

(4) The aerosol dispenser complies with the general provisions relating to construction set out in point 2.1 of [<sup>F16</sup>Schedule 1A].

(5) The aerosol dispenser complies with the provision relating to the volume of the liquid phase set out in [<sup>F17</sup>point 2.3] of [<sup>F16</sup>Schedule 1A].

(6) The aerosol dispenser complies with the special provisions set out in points 3, 4 and 5 of [<sup>F16</sup>Schedule 1A] in the case of metal, glass and plastic dispensers respectively.

(7) The aerosol dispenser—

- (a) meets the test specified in point 6.1.1 of [<sup>F16</sup>Schedule 1A] in the case of empty containers;
- (b) meets the tests specified in point 6.1.2 and 6.1.3 [<sup>F18</sup>of Schedule 1A] in the case of empty metal and protected glass dispensers respectively; and

(c) satisfies one of the following subparagraphs—

- (i) it meets the test method specified in point 6.1.4.1(a) [<sup>F19</sup>of Schedule 1A] and the dispenser is not of a type referred to in point 6.1.4.2 [<sup>F20</sup>of that Schedule];
- (ii) it meets the test method specified in point 6.1.4.1(b) [<sup>F19</sup>of Schedule 1A] and the dispenser is not of a type referred to in point 6.1.4.2 [<sup>F20</sup>of that Schedule];
- (iii) it meets the test method specified in point 6.1.4.1(c) [<sup>F19</sup>of Schedule 1A].

(8) Unless paragraph (9) applies, the aerosol dispenser is marked in characters which are visible, legible, indelible and (unless it is unlikely that the dispenser will be used in the United Kingdom) in the English language, with—

[<sup>F21</sup>(a) the following information—

- (i) the name and address or trade mark of the person responsible for marketing the aerosol dispenser;
- (ii) code markings enabling the filling batch to be identified;
- (iii) the details referred to in point 2.2 of Schedule 1A; and
- (iv) where an aerosol dispenser—
  - (aa) contains flammable components as defined in point 1.8 of Schedule 1A; and
  - (bb) is not classified as extremely flammable or flammable in accordance with the classifications set out in point 1.9 of Schedule 1A;

the quantity of flammable material contained in the aerosol dispenser must be clearly stated on the label in legible and indelible wording in the following form—“X % by mass of the contents are flammable”];

- (b) the net contents by volume expressed in metric units; and
  - (c) if the person responsible for marketing the dispenser sees fit, the net contents by weight expressed in metric units.
- (9) This paragraph applies where—
- (a) the capacity of the dispenser does not exceed 150ml;
  - (b) the dispenser is too small to be marked with the information referred to in paragraph (8); and
  - (c) that information is marked on a label attached to the dispenser.

## Extent Information

- E2** This version of this provision extends to England and Wales and Scotland only; a separate version has been created for Northern Ireland only

## Textual Amendments

- F12** Words in [reg. 3\(1\)](#) inserted (E.W.S.) (31.12.2020) by [The Product Safety and Metrology etc. \(Amendment etc.\) \(EU Exit\) Regulations 2019](#) (S.I. 2019/696), reg. 1, [Sch. 13 para. 3\(a\)\(i\)](#) (with reg. 2) (as amended by [S.I. 2020/676](#), regs. 1(1), [2](#) and [S.I. 2020/1460](#), reg. 1(4), [Sch. 3 para. 8\(2\)\(a\)](#)); [2020 c. 1](#), [Sch. 5 para. 1\(1\)](#))
- F13** Words in [reg. 3\(1\)](#) substituted (E.W.S.) (31.12.2020) by [The Product Safety and Metrology etc. \(Amendment etc.\) \(EU Exit\) Regulations 2019](#) (S.I. 2019/696), reg. 1, [Sch. 13 para. 3\(a\)\(ii\)](#) (with reg. 2) (as amended by [S.I. 2020/676](#), regs. 1(1), [2](#) and [S.I. 2020/1460](#), reg. 1(4), [Sch. 3 para. 8\(2\)\(a\)](#)); [2020 c. 1](#), [Sch. 5 para. 1\(1\)](#))
- F14** [Reg. 3\(1A\)](#) inserted (E.W.S.) by [The Product Safety and Metrology etc. \(Amendment etc.\) \(EU Exit\) Regulations 2019](#) (S.I. 2019/696), reg. 1, [Sch. 13 para. 3\(aa\)](#) (with reg. 2) (as amended by [S.I.](#)

*Status: Point in time view as at 27/02/2025.*

*Changes to legislation: There are currently no known outstanding effects for The Aerosol Dispensers Regulations 2009. (See end of Document for details)*

- 2020/676, regs. 1(1), 2 and S.I. 2020/1460, reg. 1(4), **Sch. 3 para. 8(2)(b)**); 2020 c. 1, **Sch. 5 para. 1(1)**
- F15** Words in **reg. 3(1A)** substituted (E.W.S.) (31.12.2022) by The Product Safety and Metrology (Amendment and Transitional Provisions) Regulations 2022 (S.I. 2022/1393), regs. 1(1), 3, **Sch. 2 para. (d)**
- F16** Words in **reg. 3** substituted (E.W.S.) (31.12.2020) by The Product Safety and Metrology etc. (Amendment etc.) (EU Exit) Regulations 2019 (S.I. 2019/696), reg. 1, **Sch. 13 para. 3(b)** (with reg. 2) (as amended by S.I. 2020/676, regs. 1(1), 2); 2020 c. 1, Sch. 5 para. 1(1)
- F17** Words in **reg. 3(5)** substituted (19.6.2014) by The Aerosol Dispensers (Amendment) Regulations 2014 (S.I. 2014/1130), regs. 1, **3(2)** (with reg. 4)
- F18** Words in **reg. 3(7)(b)** inserted (E.W.S.) (31.12.2020) by The Product Safety and Metrology etc. (Amendment etc.) (EU Exit) Regulations 2019 (S.I. 2019/696), reg. 1, **Sch. 13 para. 3(c)** (with reg. 2) (as amended by S.I. 2020/676, regs. 1(1), 2); 2020 c. 1, Sch. 5 para. 1(1)
- F19** Words in **reg. 3(7)(c)** inserted (E.W.S.) (31.12.2020) by The Product Safety and Metrology etc. (Amendment etc.) (EU Exit) Regulations 2019 (S.I. 2019/696), reg. 1, **Sch. 13 para. 3(d)(i)** (with reg. 2) (as amended by S.I. 2020/676, regs. 1(1), 2); 2020 c. 1, Sch. 5 para. 1(1)
- F20** Words in **reg. 3(7)(c)** inserted (E.W.S.) (31.12.2020) by The Product Safety and Metrology etc. (Amendment etc.) (EU Exit) Regulations 2019 (S.I. 2019/696), reg. 1, **Sch. 13 para. 3(d)(ii)** (with reg. 2) (as amended by S.I. 2020/676, regs. 1(1), 2); 2020 c. 1, Sch. 5 para. 1(1)
- F21** **Reg. 3(8)(a)** substituted (E.W.S.) (31.12.2020) by The Product Safety and Metrology etc. (Amendment etc.) (EU Exit) Regulations 2019 (S.I. 2019/696), reg. 1, **Sch. 13 para. 3(e)** (with reg. 2) (as amended by S.I. 2020/676, regs. 1(1), 2); 2020 c. 1, Sch. 5 para. 1(1)

## Requirements for the marking of aerosol dispensers **N.I.**

3.—(1) Paragraphs (2) to (8) set out the requirements which must be complied with under regulation 5 in order to mark an aerosol dispenser with a compliance mark.

(2) The aerosol dispenser is a relevant aerosol dispenser.

(3) The person responsible for the marketing of the aerosol dispenser has complied with the obligations set out after the heading to point 2 (general provisions) and immediately before point 2.1 of the Annex to the Directive.

(4) The aerosol dispenser complies with the general provisions relating to construction set out in point 2.1 of the Annex to the Directive.

(5) The aerosol dispenser complies with the provision relating to the volume of the liquid phase set out in [F32 point 2.3] of the Annex to the Directive.

(6) The aerosol dispenser complies with the special provisions set out in points 3, 4 and 5 of the Annex to the Directive in the case of metal, glass and plastic dispensers respectively.

(7) The aerosol dispenser—

- (a) meets the test specified in point 6.1.1 of the Annex to the Directive in the case of empty containers;
- (b) meets the tests specified in point 6.1.2 and 6.1.3 in the case of empty metal and protected glass dispensers respectively; and
- (c) satisfies one of the following subparagraphs—
  - (i) it meets the test method specified in point 6.1.4.1(a) and the dispenser is not of a type referred to in point 6.1.4.2;
  - (ii) it meets the test method specified in point 6.1.4.1(b) and the dispenser is not of a type referred to in point 6.1.4.2;
  - (iii) it meets the test method specified in point 6.1.4.1(c).

[<sup>F33</sup>(7A) Where paragraph (7)(c) is satisfied by a test method specified in point 6.1.4.1(b) or 6.1.4.1(c) which has been approved in writing by the Secretary of State for the purposes of these Regulations, the person responsible for the marketing of the aerosol dispenser has marked the aerosol dispenser with a UK(NI) indication.]

(8) Unless paragraph (9) applies, the aerosol dispenser is marked in characters which are visible, legible, indelible and (unless it is unlikely that the dispenser will be used in the United Kingdom) in the English language, with—

- (a) the information required by [<sup>F34</sup>Article 8.1(a), (c), and (d)] and Article 8.1a of the Directive;
- (b) the net contents by volume expressed in metric units; and
- (c) if the person responsible for marketing the dispenser sees fit, the net contents by weight expressed in metric units.

(9) This paragraph applies where—

- (a) the capacity of the dispenser does not exceed 150ml;
- (b) the dispenser is too small to be marked with the information referred to in paragraph (8); and
- (c) that information is marked on a label attached to the dispenser.

#### Extent Information

- E7** This version of this provision extends to Northern Ireland only; a separate version has been created for England and Wales and Scotland only

#### Textual Amendments

- F32** Words in reg. 3(5) substituted (19.6.2014) by [The Aerosol Dispensers \(Amendment\) Regulations 2014 \(S.I. 2014/1130\)](#), [regs. 1, 3\(2\)](#) (with [reg. 4](#))
- F33** [Reg. 3\(7A\)](#) inserted (N.I.) (31.12.2020) by [The Product Safety and Metrology etc. \(Amendment etc.\) \(UK\(NI\) Indication\) \(EU Exit\) Regulations 2020 \(S.I. 2020/1460\)](#), [reg. 1\(2\)](#), [Sch. 2 para. 4\(3\)](#)
- F34** Words in reg. 3(8)(a) substituted (19.6.2014) by [The Aerosol Dispensers \(Amendment\) Regulations 2014 \(S.I. 2014/1130\)](#), [regs. 1, 3\(3\)](#) (with [reg. 4](#))

#### [<sup>F22</sup>Power to amend Schedule 1A

**3A.**—(1) The Secretary of State may by regulations amend Schedule 1A where the Secretary of State considers it necessary to do so in order to take technical progress into account.

(2) The power to make regulations made under paragraph (1) includes power—

- (a) to make different provisions for different cases; and
- (b) to make such supplemental, consequential and transitional provisions as the Secretary of State considers appropriate.

(3) Regulations made under this regulation are to be made by statutory instrument subject to annulment in pursuance of a resolution of either House of Parliament.]

#### Textual Amendments

- F22** [Reg. 3A](#) inserted (E.W.S.) (31.12.2020) by [The Product Safety and Metrology etc. \(Amendment etc.\) \(EU Exit\) Regulations 2019 \(S.I. 2019/696\)](#), [reg. 1](#), [Sch. 13 para. 4](#) (with [reg. 2](#) as amended by [S.I. 2020/676](#), [regs. 1\(1\), 2](#)); [2020 c. 1](#), [Sch. 5 para. 1\(1\)](#)

## PART 2

### PROHIBITIONS

#### Prohibition of sale or supply of unmarked relevant aerosol dispensers **E+W+S**

<sup>F23</sup>4.—(1) Subject to paragraph (2), a person shall not supply or have in his possession for supply a relevant aerosol dispenser which is not marked with the UK marking or the symbol “3” (inverted epsilon).

(2) Where regulation 3(1A) applies, paragraph (1) does not apply where the UK marking is affixed to—

- (a) a label affixed to the aerosol dispenser; or
- (b) a document accompanying the aerosol dispenser.]

##### Extent Information

**E3** This version of this provision extends to England and Wales and Scotland only; a separate version has been created for Northern Ireland only

##### Textual Amendments

**F23** Reg. 4 substituted (E.W.S.) (31.12.2020) by [The Product Safety and Metrology etc. \(Amendment etc.\) \(EU Exit\) Regulations 2019 \(S.I. 2019/696\)](#), reg. 1, **Sch. 13 para. 5** (with reg. 2) (as amended by [S.I. 2020/676](#), regs. 1(1), 2 and [S.I. 2020/1460](#), reg. 1(4), **Sch. 3 para. 8(3)**); 2020 c. 1, **Sch. 5 para. 1(1)**

#### Prohibition of sale or supply of unmarked relevant aerosol dispensers **N.I.**

4. A person shall not supply or have in his possession for supply a relevant aerosol dispenser which is not marked with a compliance mark.

##### Extent Information

**E8** This version of this provision extends to Northern Ireland only; a separate version has been created for England and Wales and Scotland only

#### Prohibition of sale or supply of non-compliant marked aerosol dispensers **E+W+S**

5. A person shall not supply or have in his possession for supply—

<sup>F24</sup>(a) an aerosol dispenser which—

- (i) is marked with the UK marking where all the requirements referred to in regulation 3 relating to that aerosol dispenser are not complied with;
- (ia) has a label affixed to it, or a document accompanying it, which is marked with the UK marking, where—
  - (aa) the requirements of regulation 3 are not complied with; or
  - (bb) the requirements of regulation 3 are complied with but the period referred to in regulation 3(1A) has elapsed; or
- (ii) is marked with the symbol “3” (inverted epsilon) where either—
  - (aa) all the requirements of regulation 5A(3) are not complied with; or
  - (bb) all the requirements of regulation 5B are not complied with; or]

[<sup>F25</sup>(b) an aerosol dispenser which—

- (i) is marked with a mark so closely resembling the UK marking or the symbol “3” (inverted epsilon) as to be likely to deceive; or
- (ii) has a label affixed to it or a document accompanying it which is marked with a mark so closely resembling the UK marking as to be likely to deceive.]

#### Extent Information

- E4** This version of this provision extends to England and Wales and Scotland only; a separate version has been created for Northern Ireland only

#### Textual Amendments

- F24** Reg. 5(a) substituted (E.W.S.) (31.12.2020) by [The Product Safety and Metrology etc. \(Amendment etc.\) \(EU Exit\) Regulations 2019](#) (S.I. 2019/696), reg. 1, [Sch. 13 para. 6\(a\)](#) (with reg. 2) (as amended by S.I. 2020/676, regs. 1(1), 2 and S.I. 2020/1460, reg. 1(4), [Sch. 3 para. 8\(4\)\(a\)-\(c\)](#)); 2020 c. 1, [Sch. 5 para. 1\(1\)](#)
- F25** Reg. 5(b) substituted (E.W.S.) (31.12.2020) by [The Product Safety and Metrology etc. \(Amendment etc.\) \(EU Exit\) Regulations 2019](#) (S.I. 2019/696), reg. 1, [Sch. 13 para. 6\(b\)](#) (with reg. 2) (as amended by S.I. 2020/676, regs. 1(1), 2 and S.I. 2020/1460, reg. 1(4), [Sch. 3 para. 8\(4\)\(d\)](#)); 2020 c. 1, [Sch. 5 para. 1\(1\)](#)

### Prohibition of sale or supply of non-compliant marked aerosol dispensers **N.I.**

5. A person shall not supply or have in his possession for supply—
- (a) an aerosol dispenser which is marked with the compliance mark where all the requirements referred to in regulation 3 relating to that aerosol dispenser are not complied with; or
  - (b) an aerosol dispenser which is marked with a mark so closely resembling the compliance mark as to be likely to deceive.

#### Extent Information

- E9** This version of this provision extends to Northern Ireland only; a separate version has been created for England and Wales and Scotland only

### [<sup>F26</sup>Obligations that are met by complying with obligations in the Directive

**5A.—**(1) In this regulation any reference to an Article or an Annex is a reference to an Article or an Annex of the Directive.

(2) Paragraph (5) sets out the requirements which must be complied with in order to mark an aerosol dispenser with the UK marking.

(3) Paragraphs (5) and (6) set out the requirements which must be complied with under regulation 5(a)(ii)(aa) in order to mark an aerosol dispenser with the symbol “3” (inverted epsilon).

(4) Where the requirements in paragraph (5) are complied with—

- (a) the requirements of regulation 3(1) are disapplied;
- (b) the requirements of regulation 3(2) to (7) are treated as being satisfied;
- (c) the reference in regulation 5(a)(i) to regulation 3 is to be read as a reference to paragraph (5) and regulation 3(8) and (9).

(5) The requirements referred to in paragraphs (2) and (3) are that—

*Status: Point in time view as at 27/02/2025.*

*Changes to legislation: There are currently no known outstanding effects for The Aerosol Dispensers Regulations 2009. (See end of Document for details)*

- (a) the aerosol dispenser is a relevant aerosol dispenser;
  - (b) the relevant aerosol dispenser—
    - (i) complies with the provisions relating to construction and equipment set out in point 2.1 of the Annex;
    - (ii) complies with the provisions relating to the volume of the liquid phase set out in point 2.3 of the Annex;
    - (iii) complies with the special provision set out in points 3, 4 and 5 of the Annex in the case of metal, glass and plastic dispensers respectively;
    - (iv) meets the tests specified in point 6.1.1 of the Annex in the case of empty containers;
    - (v) meets the test specified in point 6.1.2 and 6.1.3 of the Annex in the case of empty metal and protected glass dispensers respectively; and
    - (vi) satisfies one of the following paragraphs—
      - (aa) it meets the test methods specified in point 6.1.4.1(a) of the Annex and the dispenser is not of a type referred to in point 6.1.4.2 of the Annex;
      - (bb) it meets the test method specified in point 6.1.4.1(b) of the Annex and the dispenser is not of a type referred to in point 6.1.4.2 of the Annex;
      - (cc) it meets the test method specified in point 6.1.4.1(c) of the Annex;
  - (c) the person responsible for the marketing of the relevant aerosol dispenser has complied with the obligations set out after the heading to point 2 (general provisions) and immediately before point 2.1 in the Annex.
- (6) The requirements referred to in paragraph (3) are that—
- (a) the relevant aerosol dispenser—
    - (i) complies with the requirements of Article 8(1) (or where permitted by that Article, its label complies with those requirements);
    - (ii) complies with the requirements of Article 8(1a);
    - (iii) bears, or where permitted by Article 8(1), has on its label the information required by Article 8(1)(d) and 8(1a) prepared in or translated into English; and
  - (b) the person responsible for the marketing of the relevant aerosol dispenser has affixed the symbol “3” (inverted epsilon) in accordance with Article 3.]

#### Textual Amendments

**F26** Reg. 5A substituted (1.10.2024) by [The Product Safety and Metrology etc. \(Amendment\) Regulations 2024 \(S.I. 2024/696\)](#), regs. 1(2), **5(2)** (with reg. 23)

#### [<sup>F27</sup>Qualifying Northern Ireland Goods

- 5B.**—(1) Paragraph (2) sets out the requirements that must be complied with under regulation 5(a)(ii)(bb) to mark an aerosol dispenser with the symbol “3” (inverted epsilon);
- (2) The requirements referred to in paragraph (1) are that—
- (a) the requirements of regulation 3 as it applies in Northern Ireland have been complied with in relation to the aerosol dispenser; and
  - (b) the aerosol dispenser is qualifying Northern Ireland goods.
- (3) In this regulation “qualifying Northern Ireland goods” has the meaning given to it in regulations made under section 8C(6) of the European Union (Withdrawal) Act 2018.]

**Textual Amendments**

- F27** Regs. 5A, 5B inserted (E.W.S.) (31.12.2020) by The Product Safety and Metrology etc. (Amendment etc.) (EU Exit) Regulations 2019 (S.I. 2019/696), reg. 1, **Sch. 13 para. 7** (with reg. 2) (as amended by S.I. 2020/676, regs. 1(1), 2 and S.I. 2020/1460, reg. 1(4), **Sch. 3 para. 8(5)**); 2020 c. 1, **Sch. 5 para. 1(1)**

**PART 3****SUPPLEMENTARY****Contravention of these Regulations** **E+W+S**

**6.—(1)** For the purposes of the Consumer Protection Act 1987 these Regulations, with the exception of regulation 3(8)(b) and (c), are safety regulations made under section 11 of that Act.

**(2)** Regulation 3(8)(b), which is not made under that Act, shall be treated as if it was a safety regulation made for all purposes under section 11 of that Act.

**(3)** Notwithstanding section 12(5) of the Consumer Protection Act 1987 any person guilty of an offence under that section of contravening the prohibition in regulation 5(a) by reason only of a failure to comply with regulation 3(8)(b) shall be liable, on summary conviction, to a fine not exceeding level 5 on the standard scale or to a term of imprisonment not exceeding 3 months or both.

**Extent Information**

- E5** This version of this provision extends to England and Wales and Scotland only; a separate version has been created for Northern Ireland only

**Contravention of these Regulations** **N.I.**

**6.—(1)** For the purposes of the Consumer Protection Act 1987 these Regulations, with the exception of regulation 3(8)(b) and (c) [<sup>F35</sup>and regulation 3(7A)], are safety regulations made under section 11 of that Act.

[<sup>F36</sup>**(2)** Regulation 3(8)(b) and 3(7A), which are not made under that Act, are to be treated as if they were safety regulations made under section 11 of that Act.]

**(3)** Notwithstanding section 12(5) of the Consumer Protection Act 1987 any person guilty of an offence under that section of contravening the prohibition in regulation 5(a) by reason only of a failure to comply with regulation 3(8)(b) shall be liable, on summary conviction, to a fine not exceeding level 5 on the standard scale or to a term of imprisonment not exceeding 3 months or both.

[<sup>F37</sup>**(3A)** Notwithstanding section 12(5) of the Consumer Protection Act 1987 any person guilty of an offence under that section of contravening the prohibition in regulation 5(a) by reason only of a failure to comply with regulation 3(7A) is liable on summary conviction to a fine not exceeding level 5 on the standard scale.]

**Extent Information**

- E10** This version of this provision extends to Northern Ireland only; a separate version has been created for England and Wales and Scotland only

*Status: Point in time view as at 27/02/2025.*

*Changes to legislation: There are currently no known outstanding effects for The Aerosol Dispensers Regulations 2009. (See end of Document for details)*

### Textual Amendments

- F35** Words in [reg. 6\(1\)](#) inserted (N.I.) (31.12.2020) by [The Product Safety and Metrology etc. \(Amendment etc.\) \(UK\(NI\) Indication\) \(EU Exit\) Regulations 2020](#) (S.I. 2020/1460), reg. 1(2), **Sch. 2 para. 4(4)(a)**
- F36** [Reg. 6\(2\)](#) substituted (N.I.) (31.12.2020) by [The Product Safety and Metrology etc. \(Amendment etc.\) \(UK\(NI\) Indication\) \(EU Exit\) Regulations 2020](#) (S.I. 2020/1460), reg. 1(2), **Sch. 2 para. 4(4)(b)**
- F37** [Reg. 6\(3A\)](#) inserted (N.I.) (31.12.2020) by [The Product Safety and Metrology etc. \(Amendment etc.\) \(UK\(NI\) Indication\) \(EU Exit\) Regulations 2020](#) (S.I. 2020/1460), reg. 1(2), **Sch. 2 para. 4(4)(c)**

### Amendments

7. Subject to regulation 8, the Schedule (which contains revocations and an amendment) shall have effect.

### Transitional provision

8.—(1) Regulations 4 and 5(a) do not prohibit the supply of, or possession for supply of, an aerosol dispenser which, before 29th April 2010, was marked with the reversed epsilon marking in accordance with the provisions of the Aerosol Dispensers (EEC Requirements) Regulations 1977<sup>M5</sup>.

(2) Paragraph (1) does not apply after 28th October 2010.

### Marginal Citations

**M5** [S.I. 1977/1140](#), as amended by [S.I. 1985/1279](#), 1996/2421 and 2009/663.

### [<sup>F28</sup>Review

9.—(1) The Secretary of State must from time to time—

- (a) carry out a review of the regulatory provisions contained in these Regulations, and
- (b) publish a report setting out the conclusions of the review.

(2) The first report must be published before 12th February 2023.

(3) Subsequent reports must be published at intervals not exceeding 5 years.

(4) Section 30(3) of the Small Business, Enterprise and Employment Act 2015 (“the 2015 Act”) requires that a review carried out under this regulation must, so far as is reasonable, have regard to how the Directive is implemented in other member States.

(5) Section 30(4) of the 2015 Act requires that a report published under this regulation must, in particular—

- (a) set out the objectives intended to be achieved by the regulatory provision referred to in sub-paragraph (1)(a),
- (b) assess the extent to which those objectives are achieved,
- (c) assess whether those objectives remain appropriate, and
- (d) if those objectives remain appropriate, assess the extent to which they could be achieved in another way which involves less onerous regulatory provision.

(6) In this regulation, “regulatory provision” has the same meaning as in sections 28 to 32 of the 2015 Act (see section 32 of that Act).]

**Textual Amendments**

**F28** [Reg. 9](#) inserted (12.2.2018) by [The Aerosol Dispensers \(Amendment\) Regulations 2018 \(S.I. 2018/29\)](#),  
[regs. 1\(2\), 4](#)

Department for Business, Innovation & Skills

*Kevin Brennan*  
Minister for Further Education, Skills,  
Apprenticeships and Consumer Affairs

*Status: Point in time view as at 27/02/2025.*

*Changes to legislation: There are currently no known outstanding effects for The Aerosol Dispensers Regulations 2009. (See end of Document for details)*

## SCHEDULE

Regulation 7

### Revocations and Amendment

#### **Aerosol Dispensers (EEC Requirements) Regulations 1977**

1. The Aerosol Dispensers (EEC Requirements) Regulations 1977 are revoked.

#### **Aerosol Dispensers (EEC Requirements) (Amendment) Regulations 1981**

2. The Aerosol Dispensers (EEC Requirements) (Amendment) Regulations 1981 <sup>M6</sup> are revoked.

##### **Marginal Citations**

**M6** [S.I. 1981/1549](#).

#### **Aerosol Dispensers (EEC Requirements) and the Cosmetic Products (Amendment) Regulations 1985**

3. The Aerosol Dispensers (EEC Requirements) and the Cosmetic Products (Amendment) Regulations <sup>M7</sup> are revoked.

##### **Marginal Citations**

**M7** [S.I. 1985/1279](#).

#### **Aerosol Dispensers (EEC Requirements) (Amendment) Regulations 1996**

4. The Aerosol Dispensers (EEC Requirements) (Amendment) Regulations 1996 <sup>M8</sup> are revoked.

##### **Marginal Citations**

**M8** [S.I. 1996/2421](#).

#### **Legislative and Regulatory Reform (Regulatory Functions) Order 2007**

- 5.—(1) In the Schedule to the Legislative Reform (Regulatory Functions) Order 2007 <sup>M9</sup>, Part 3 is amended as follows.

(2) Under the heading “Consumer and Business Protection” omit the words “Aerosol Dispensers (EEC Requirements) Regulations 1977”.

##### **Marginal Citations**

**M9** [S.I. 2007/3544](#); amended by [S.I.2008/1277](#) and [S.I. 2008/1284](#).

[<sup>F29</sup>SCHEDULE 1A

Regulations 2 and 3

(Annex to the Directive)

**Textual Amendments**

**F29** Sch. 1A inserted (E.W.S.) (31.12.2020) by The Product Safety and Metrology etc. (Amendment etc.) (EU Exit) Regulations 2019 (S.I. 2019/696), reg. 1, Sch. 13 para. 8 (with reg. 2 as amended by S.I. 2020/676, regs. 1(1), 2); 2020 c. 1, Sch. 5 para. 1(1)

**1. DEFINITIONS**

**1.0. Regulation (EC) No 1272/2008**

“Regulation (EC) No 1272/2008” means Regulation (EC) No 1272/2008 of the European Parliament and of the Council of 16 December 2008 on the classification, labelling and packaging of substances and mixtures, amending and repealing Directives 67/548/EEC and 1999/45/EC and amending Regulation (EC) No 1907/2006.

**Pressures**

“Pressures” means the internal pressures expressed in bars (relative pressures).

**Test pressure**

“Test pressure” means the pressure to which an unfilled aerosol dispenser container may be subjected for 25 seconds without any leakage being caused or, in the case of metal or plastic containers, any visible or permanent distortion except as allowed under 6.1.1.2.

**Bursting pressure**

“Bursting pressure” means the minimum pressure which causes the aerosol dispenser container to burst or rupture.

**Total capacity of the container**

“Total capacity of the container” means the volume in millilitres of an open container up to the rim of the opening.

**Net capacity**

“Net capacity” means the volume in millilitres of a filled and closed aerosol dispenser.

**Volume of liquid phase**

“Volume of liquid phase” means the volume of the non-gaseous phases in the filled and closed aerosol dispenser.

**Test conditions**

“Test conditions” means the values of test and bursting pressures exerted hydraulically at 20° C (± 5°C).

*Status: Point in time view as at 27/02/2025.*

*Changes to legislation: There are currently no known outstanding effects for The Aerosol Dispensers Regulations 2009. (See end of Document for details)*

## Substance

“Substance” means substance as defined in Article 2(7) of Regulation (EC) No 1272/2008.

## Mixture

“Mixture” means mixture as defined in Article 2(8) of Regulation (EC) No 1272/2008.

## Flammable contents

**1.8.** Contents of aerosols shall be considered as flammable if they contain any component which is classified as flammable:

- (a) flammable liquid means a liquid having a flashpoint of not more than 93°C.
- (b) flammable solid means a solid substance or mixture which is readily combustible or may cause or contribute to fire as a result of friction; readily combustible solids are powdered, granular, or pasty substances or mixtures which are dangerous if they can be easily ignited by brief contact with an ignition source, such as a burning match, and if the flame spreads rapidly.
- (c) flammable gas means a gas or gas mixture having a flammable range with air at 20°C and a standard pressure of 1.013 bar.

This definition does not cover pyrophoric, self—heating or water—reactive substances and mixtures, which shall never be components of aerosol contents.

## Flammable aerosols

**1.9.** For the purpose of these Regulations, an aerosol is considered as “non-flammable”, “flammable” or “extremely flammable” according to its chemical heat of combustion and mass content of flammable components, as follows:

- (a) the aerosol is classified as “extremely flammable” if it contains 85% or more flammable components and the chemical heat of combustion exceeds or is equal to 30 kJ/g;
- (b) the aerosol is classified as “non-flammable” if it contains 1% or less flammable components and the chemical heat of combustion is less than 20 kJ/g;
- (c) all other aerosols will be submitted to the flammability classification procedures set out in 1.9.1. to 1.10. or shall be classified as “extremely flammable”. The ignition distance test, the enclosed space test and the foam flammability test shall comply with point 6.3.

## Flammable spray aerosols

**1.9.1.** In the case of spray aerosols, the classification shall be made taking into account the chemical heat of combustion and on the basis of the results of the ignition distance test, as follows:

- (a) if the chemical heat of combustion is less than 20kJ/g:
  - (i) the aerosol is classified as “flammable” if ignition occurs at a distance equal or greater than 15 cm but less than 75 cm;
  - (ii) the aerosol is classified as “extremely flammable” if ignition occurs at a distance of 75 cm or more;
  - (iii) if no ignition occurs in the ignition distance test, the enclosed space test shall be performed and in this case, the aerosol is classified as “flammable” if the time equivalent is less than or equal to 300 s/m<sup>3</sup> or the deflagration density is less than or equal to 300 g/m<sup>3</sup>; otherwise the aerosol is classified as “non-flammable”;

- (b) if the chemical heat of combustion is equal to or more than 20 kJ/g, the aerosol is classified as “extremely flammable” if ignition occurs at a distance of 75 cm or more; otherwise the aerosol is classified as “flammable”.

### Flammable foam aerosols

**1.9.2.** In the case of foam aerosols, the classification shall be made on the basis of the results of the foam flammability test.

- (a) The aerosol product shall be classified as “extremely flammable” if:
  - (i) the flame height is 20 cm or more and the flame duration is two seconds or more; or
  - (ii) the flame height is 4 cm or more and the flame duration is seven seconds or more.
- (b) The aerosol product which does not meet the criteria in (a) is classified as “flammable” if the flame height is 4 cm or more and the flame duration is two seconds or more.

### Chemical Heat of Combustion

**1.10.** The chemical heat of combustion  $\Delta H_c$  shall be either determined by:

- (a) acknowledged rules of technology, described e.g. in standards such as ASTM D 240, ISO 13943 86.1 to 86.3 and NFPA 30B, or found in the scientifically established literature; or
- (b) applying the following calculation method:

The chemical heat of combustion ( $\Delta H_c$ ), in kilojoules per gram (kJ/g), can be calculated as the product of the theoretical heat of combustion ( $\Delta H_{comb}$ ), and a combustion efficiency, usually less than 1,0 (a typical combustion efficiency is 0,95 or 95%).

For a composite aerosol formulation, the chemical heat of combustion is the summation of the weighted heats of combustion for the individual components, as follows:

$$\Delta H_c = \sum_i^n [w_i\% \times \Delta H_{c(i)}]$$

where:

- $\Delta H_c$  = chemical heat of combustion (kJ/g) of the product;
- $w_i\%$  = mass fraction of component i in the product;
- $\Delta H_{c(i)}$  = specific heat of combustion (kJ/g) of component i in the product.

The person responsible for the marketing of the aerosol dispenser has to describe the method used for determining the chemical heat of combustion in a document to be made readily available in English at the address specified on the label in accordance with regulation 3(8)(a)(i), if the chemical heat of combustion is used as a parameter for assessing the flammability of aerosols, according to the provisions of these Regulations.

### GENERAL PROVISIONS

**2.** Without prejudice to specific provisions of this Schedule on requirements related to the flammability and pressure hazard, the person responsible for the marketing of aerosol dispensers is under an obligation to analyse the hazards in order to identify those which apply to their aerosol dispensers. Where appropriate, this analysis shall include a consideration of the risks resulting from the inhalation of the spray ejected by the aerosol dispenser under normal and reasonably foreseeable conditions of use, taking into account droplet size distribution in conjunction with physical and chemical properties of the contents. The person responsible for the marketing of the aerosol dispenser

*Status: Point in time view as at 27/02/2025.*

*Changes to legislation: There are currently no known outstanding effects for The Aerosol Dispensers Regulations 2009. (See end of Document for details)*

must then design, construct and test it and, if applicable, draft special statements concerning its use, taking account of this analysis.

## Construction and equipment

### 2

**2.1.1.** The filled aerosol dispenser must be such that, under normal conditions of use and storage, it complies with the provisions of this Schedule.

**2.1.2.** The valve must enable the aerosol dispenser to be virtually hermetically sealed under normal conditions of storage or transport and must be protected, for example by means of a protective cap, against any unintentional opening and any deterioration.

**2.1.3.** There must be no possibility that the mechanical resistance of the aerosol dispenser can be impaired by the action of the substances contained in it, even during prolonged storage.

## Labelling

**2.2.** Without prejudice to Regulation (EC) No 1272/2008, each aerosol dispenser must visibly bear the following and indelible marking:

- (a) where the aerosol is classified as “non-flammable” according to the criteria of point 1.9, the signal word “Warning” and the other label elements for Aerosols Category 3 provided for in Table 2.3.1 of Annex I to Regulation (EC) No 1272/2008;
- (b) where the aerosol is classified as “flammable” according to the criteria of point 1.9, the signal word “Warning” and the other label elements for Aerosols Category 2 provided for in Table 2.3.1 of Annex I to Regulation (EC) No 1272/2008;
- (c) where the aerosol is classified as “extremely flammable” according to the criteria of point 1.9, the signal word “Danger” and other label elements for Aerosols Category 1 provided for in Table 2.3.1 of Annex I to Regulation (EC) No 1272/2008;
- (d) where the aerosol dispenser is a consumer product, the precautionary statement P102 provided for in Part 1, Table 6.1 of Annex IV to Regulation (EC) No 1272/2008;
- (e) any additional operating precautions which alert consumers to the specific dangers of the product; if the aerosol dispenser is accompanied by separate instructions for use, the latter must also reflect such operating precautions.

## Volume of the liquid phase

**2.3.** The volume of the liquid phase at 50°C must not exceed 90% of the net capacity.

## SPECIAL PROVISIONS FOR METAL AEROSOL DISPENSERS

### 3

## Capacity

**3.1.** The total capacity of these containers may not exceed 1000 ml.

## Test pressure of the container

- (a) (a) For containers filled at a pressure of less than 6.7 bars at 50°C, the test pressure must be equal to at least 10 bars.

- (b) For containers filled at a pressure equal to or greater than 6.7 bars at 50°C, the test pressure must be 50% higher than the internal pressure at 50° C.

**3.1.2.** The pressure at 50°C in the aerosol dispenser must not exceed the values provided for in the following table, depending upon the content of gases in the aerosol dispenser:

<i>Content of gases</i>	<i>Pressure at 50°C</i>
Liquified gas or mixture of gases having a flammable range with air at 20°C and a standard pressure of 1,013 bar	12 bar
Liquified gas or mixture of gases not having a flammable range with air at 20°C and a standard pressure of 1,013 bar	13.2 bar
Compressed gases or gases dissolved under pressure not having a flammable range with air at 20°C and a standard pressure of 1.013 bar	15 bar

## **SPECIAL PROVISIONS FOR GLASS AEROSOL DISPENSERS**

### **4**

#### **Plastic coated or permanently protected containers**

- 4.1.** Containers of this type may be used for filling with compressed, liquefied or dissolved gas.

#### **Capacity**

- 4.1.1.** The total capacity of these containers may not exceed 220 ml.

#### **Coating**

**4.1.2.** The coating must be a protective envelope of plastic or other suitable material, intended to prevent the risk of flying particles of glass if the container is accidentally broken, and must be so designed that there are no flying particles of glass if the filled aerosol dispenser, brought to a temperature of 20° C, is dropped from a height of 1.8 m onto a concrete floor.

#### **Test pressure of the container**

- (a) (a) Containers used for filling with compressed or dissolved gas must resist a test pressure equal to at least 12 bars.
- (b) Containers used for filling with liquefied gas must resist a test pressure equal to at least 10 bars.

#### **Filling**

- (a) (a) Aerosol dispensers filled with compressed gas shall not be required to withstand a pressure of more than 9 bars at 50°C.
- (b) Aerosol dispensers filled with dissolved gas shall not be required to withstand a pressure of more than 8 bars at 50°C.
- (c) Aerosol dispensers containing liquefied gas or mixtures of liquefied gas shall not be required to withstand, at 20°C, pressures higher than those shown in the following table:

**Status:** Point in time view as at 27/02/2025.

**Changes to legislation:** There are currently no known outstanding effects for The Aerosol Dispensers Regulations 2009. (See end of Document for details)

<b>Total capacity</b>	<b>Percentage by weight of liquefied gas in the total mixture</b>		
	20 %	50 %	80 %
50 to 80 ml	3.5 bars	2.8 bars	2.5 bars
< 80 to 160 ml	3.2 bars	2.5 bars	2.2 bars
< 160 to 220 ml	2.8 bars	2.1 bars	1.8 bars

This table shows the pressure limits permitted at 20°C in relation to the percentage of gas.

Pressure limits for percentages of gas not shown in the table shall be extrapolated from it.

### Unprotected glass containers

**4.2.** Aerosol dispensers using unprotected glass containers shall be filled exclusively with liquefied or dissolved gases.

### Capacity

**4.2.1.** The total capacity of these containers may not exceed 150ml.

### Test pressure of the container

**4.2.2.** The test pressure of the container must be equal to at least 12 bars.

### Filling

- (a) (a) Aerosol dispensers filled with dissolved gas shall not be required to withstand a pressure of more than 8 bars at 50°C.
- (b) Aerosol dispensers containing liquefied gas shall not be required to withstand, at 20° C, pressures in excess of those shown in the following table:

<b>Total capacity</b>	<b>Percentage by weight of liquefied gas in the total mixture</b>		
	20 %	50%	80%
50 to 70 ml	1.5 bar	1.5 bar	1.25 bar
< 70 to 150 ml	1.5 bar	1.5 bar	1 bar

This table shows the pressure limits permitted at 20°C in relation to the percentage of liquefied gas.

Pressure limits for percentages of gas not shown in the table shall be extrapolated from it.

## SPECIAL PROVISIONS APPLYING TO PLASTIC AEROSOL DISPENSERS

### 5

**5.1.** Plastic aerosol dispensers which may splinter on bursting shall be treated in the same way as unprotected glass aerosol dispensers.

**5.2.** Plastic aerosol dispensers which cannot splinter on bursting shall be treated in the same way as glass aerosol dispensers with a protective coating.

## TESTS

### 6

## **Test requirements to be guaranteed by the person responsible for marketing the aerosol dispenser**

### **6**

#### **Hydraulic test on empty containers**

### **6**

**6.1.1.1.** Metal, glass or plastic aerosol dispensers must be able to withstand a hydraulic pressure test as laid down in 3.1.1, 4.1.3 and 4.2.2.

**6.1.1.2.** Metal containers showing asymmetrical or major distortions or other similar faults shall be rejected. A slight symmetrical distortion of the base or one affecting the profile of the upper casing shall be allowed provided that the container passes the bursting test.

#### **Bursting test for empty metal containers**

**6.1.2.** The person responsible for marketing the aerosol dispenser must ensure that the bursting pressure of containers is at least 20% higher than the test pressure laid down.

#### **Dropping test for protected glass containers**

**6.1.3.** The manufacturer must ensure that the containers satisfy the test requirements laid down in 4.1.2.

#### **Final inspection of filled aerosol dispensers**

### **6**

**6.1.4.1.** Aerosol dispensers shall be subject to one of the following final test methods.

#### **(a) Hot water bath test**

Each filled aerosol dispenser shall be immersed in a hot water bath.

(i) The temperature of the water bath and the duration of the test shall be such that the internal pressure reaches that which would be exerted by its contents at a uniform temperature of 50°C.

(ii) Any aerosol dispenser showing visible permanent distortion or a leak must be rejected.

#### **(b) Hot final test methods**

Other methods for heating the contents of aerosol dispensers may be used if they guarantee that the pressure and temperature in each filled aerosol dispenser reach the values required for the hot water bath test and distortions and leaks are detected with same precision as in the case of the hot water bath test.

#### **(c) Cold final test methods**

An alternative cold final test method may be used if it is in accordance with the provisions of an alternative method to the hot water bath test for aerosol dispensers in paragraph 6.2.6.3.2 of Chapter 6.2 of Part 6 of Annex A to the European Agreement on the international carriage of dangerous goods by road.

**6.1.4.2.** For aerosol dispensers the contents of which undergo a physical or chemical transformation changing their pressure characteristics after filling and before first use, cold final test methods according to point 6.1.4.1(c) should be applied.

**6.1.4.3.** In case of test methods according to points 6.1.4.1(b) and 6.1.4.1(c):

**Status:** Point in time view as at 27/02/2025.

**Changes to legislation:** There are currently no known outstanding effects for The Aerosol Dispensers Regulations 2009. (See end of Document for details)

- (a) the test method must be approved by the Secretary of State;
- (b) the person responsible for the marketing of aerosol dispensers must submit an application for approval to the Secretary of State. The application must be accompanied by the technical file describing the method;
- (c) the person responsible for the marketing of aerosol dispensers must, for surveillance purposes, keep the approval of the Secretary of State, the technical file describing the method and, if applicable, control reports readily available at the address specified on the label in accordance with regulation 3(8)(a)(i); and
- (d) the technical file must be in English.

## **Examples of inspection tests which may be carried out**

### **6**

#### **Test on unfilled containers**

**6.2.1.** The test pressure shall be applied for 25 seconds on five containers selected at random from a homogeneous batch of 2500 unfilled containers, that is, manufactured from the same materials by the same continuous batch manufacturing process, or from a batch constituting one hour's production.

If any one of these containers does not pass the test, ten additional containers shall be drawn at random from the same batch and put through the same test.

If any one of these aerosol containers does not pass the test, the whole batch shall be unsuitable for use.

#### **Tests on filled aerosol dispensers**

**6.2.2.** Air and water-tightness inspection tests shall be carried out by immersing a representative number of filled aerosol dispensers in a bath of water. The temperature of the bath and the period of immersion must be such as to enable the contents of the aerosol dispenser to attain a uniform temperature of 50°C during the time required to ensure that there is no bursting or rupture.

Any batch of aerosol dispensers which does not pass these tests must be considered unsuitable for use.

#### **Tests on the flammability of aerosols**

### **6**

#### **Ignition distance test for spray aerosols**

### **6**

#### **Introduction**

### **6**

**6.3.1.1.1.** This test standard describes the method to determine the ignition distance of an aerosol spray in order to assess the associated flame risk. The aerosol is sprayed in the direction of an ignition source at intervals of 15cm to observe if ignition and sustained combustion of the spray takes place. Ignition and sustained combustion is defined as when a stable flame is maintained for at least five seconds. The ignition source is defined as a gas burner with a blue, non-luminous flame 4-5cm in height.

**6.3.1.1.2.** This test is applicable to aerosol products with a spray distance of 15 cm or more. Aerosol products with a spray distance of less than 15 cm such as dispensing foams, mousses, gels and pastes or fitted with a metering valve, are excluded from this test. Aerosol products that dispense foams, mousses, gels or pastes are subject to testing under the aerosol foam flammability test.

## Apparatus and material

### 6

**6.3.1.2.1.** The following apparatus is required:

Water bath maintained at 20°C	accurate to $\pm 1^\circ\text{C}$
Calibrated laboratory scales (balance)	accurate to $\pm 0.1\text{ g}$
Chronometer (stopwatch)	accurate to $\pm 0.2\text{ s}$
Graduated scale, support and clamp	graduations in cm
Gas burner with support and clamp	
Thermometer	accurate to $\pm 1^\circ\text{C}$
Hygrometer	accurate to $\pm 5\%$
Pressure gauge	accurate to $\pm 0.1\text{ bar}$

## Procedure

### 6

## General requirements

### 6

**6.3.1.3.1.1.** Before testing, each aerosol dispenser shall be conditioned and then primed by discharging for approximately one second. The purpose of this action is to remove non-homogeneous material from the diptube.

**6.3.1.3.1.2.** The instructions of use shall be strictly followed, including whether the dispenser is intended to be used in the upright or inverted position. When shaking is required, shake immediately before testing.

**6.3.1.3.1.3.** The test shall be carried out in a draught-free environment capable of ventilation, with the temperature controlled at  $20^\circ\text{C} \pm 5^\circ\text{C}$  and relative humidity in the range 30-80%.

**6.3.1.3.1.4.** Each aerosol dispenser is to be tested:

- (a) when full according to the complete procedure, with the gas burner in the range of 15-90cm distance from the actuator of the aerosol can;
- (b) when 10-12% full nominal (% by mass) only one test, either at 15cm distance from the actuator when the spray from a full can did not ignite at all, or at the flame ignition distance of the spray of a full can plus 15cm.

**6.3.1.3.1.5.** During the test, the can shall be positioned as indicated by label instructions. The ignition source shall be positioned accordingly.

**6.3.1.3.1.6.** The following procedure requires testing the spray at intervals of 15cm between the burner flame and the aerosol actuator, in the range of 15-90cm. It is efficient to start at 60cm distance between burner flame and aerosol actuator. The distance between burner flame and aerosol actuator

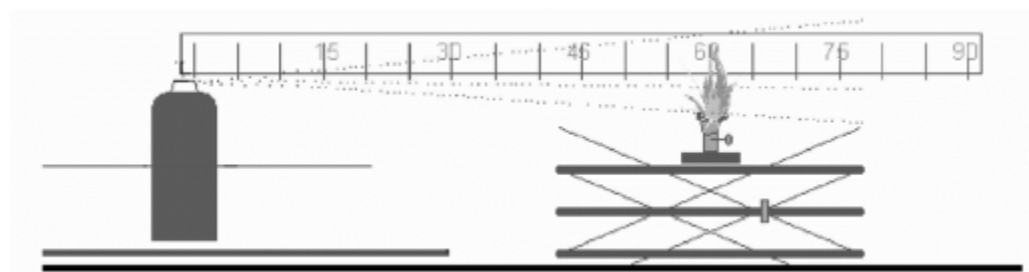
**Status:** Point in time view as at 27/02/2025.

**Changes to legislation:** There are currently no known outstanding effects for The Aerosol Dispensers Regulations 2009. (See end of Document for details)

shall be increased by 15cm in the case of an ignition of the spray at 60cm distance. The distance shall be decreased by 15cm in the case of no ignition at 60cm distance between burner flame and aerosol actuator. The aim of the procedure is to determine the maximum distance between aerosol actuator and burner flame that leads to sustained combustion of the spray or to determine that ignition could not be obtained at 15cm distance between the burner flame and the aerosol's actuator.

### Test procedure

- (a) (a) a minimum of 3 full aerosol dispensers per product shall be conditioned to  $20^{\circ}\text{C} \pm 1^{\circ}\text{C}$  with at least 95 % of the dispenser immersed in the water for at least 30 minutes before each test (if the aerosol is fully immersed, 30 minutes conditioning is sufficient);
- (b) comply with general requirements; record the temperature and relative humidity of the environment;
- (c) weigh an aerosol dispenser and note its mass;
- (d) determine the internal pressure and initial discharge rate at  $20^{\circ}\text{C} \pm 1^{\circ}\text{C}$  (to eliminate faulty or partly filled aerosol dispensers);
- (e) support the gas burner on a flat horizontal surface or fix the burner to a support by means of a clamp;
- (f) ignite the gas burner; the flame shall be non-luminous and approximately 4-5cm high;
- (g) place the actuator's exit orifice at the required distance from the flame; the aerosol shall be tested in the position it is designed to be used, e.g. upright or inverted;
- (h) level the actuator's orifice and burner flame, ensuring that the orifice is properly directed towards and aligned with the flame (see Figure below); the spray shall be expelled through the top half of the flame;



- (i) comply with the general requirements regarding shaking of the dispenser;
- (j) actuate the valve of the aerosol dispenser, to discharge its contents for five seconds, unless ignition occurs; if ignition occurs, continue discharging and time the duration of the flame for five seconds, from the start of ignition;
- (k) note the ignition results for the distance between the gas burner and the aerosol dispenser in the table provided;
- (l) if no ignition occurs during step (j), the aerosol shall be tested in alternative orientations, e.g. inverted for upright use products, to check if ignition is obtained;
- (m) repeat steps (g) to (l) twice more (a total of 3) for the same can at the same distance between the gas burner and the aerosol actuator;
- (n) repeat the test procedure for another two aerosol cans of the same product at the same distance between gas burner and aerosol actuator;
- (o) repeat steps (g) to (n) of the test procedure at a distance between 15 and 90 cm between the actuator of the aerosol can and the burner flame depending on the outcome of each test (see also 6.3.1.3.1.4 and 6.3.1.3.1.5);

- (p) if no ignition occurs at 15cm, the procedure is finished for initially full cans; the procedure is also finished when ignition and sustained combustion is obtained at a distance of 90cm; if ignition could not be obtained at 15cm distance, record that ignition did not occur; the maximum distance between burner flame and the aerosol's actuator for which an ignition and sustained combustion was observed is noted as the "ignition distance", in all other circumstances;
- (q) one test shall also be conducted on three cans of 10-12% nominal fill level; these cans shall be tested at a distance between the aerosol's actuator and the burner flame of the "flame ignition distance of full cans + 15cm";
- (r) discharge an aerosol can to a 10-12% nominal fill level (by mass) in bursts of 30 seconds maximum; observe a 300 seconds minimum time period between bursts; during this interim period dispensers shall be placed in the water bath for conditioning;
- (s) repeat steps (g) to (n) for 10-12% nominal fill aerosol cans, omitting steps (l) and (m); this test shall only be performed with the aerosol in one position, e.g. upright or inverted, corresponding with that which produced the ignition (if any) for filled cans;
- (t) record all results in the Table 6.3.1.1 as shown below.

**6.3.1.3.2.1.** All experiments shall be performed in a fume hood in a room that may be well ventilated. Ventilation of the fume hood and room can be applied for at least three minutes after each test. Take all necessary safety precautions to prevent the inhalation of combustion products.

**6.3.1.3.2.2.** The cans with a 10-12 % nominal fill level shall be tested only once. The result tables need only one result per can indicated.

**6.3.1.3.2.3.** When the test in the position in which the dispenser is designed to be used gives a negative result, the test shall be repeated in the position of the dispenser most likely to result in a positive result.

## Method of assessing results

### 6

**6.3.1.4.1.** All the results shall be recorded. Table 6.3.1.1 below shows the model of "result table" to be used.

**Table 6.3.1.1**

<i>Date</i>		<i>Temperature ... °C Relative humidity ... %</i>								
Name of product										
Net volume		Can 1			Can 2			Can 3		
Initial level of filling		%			%			%		
Dispenser distance	Test	1	2	3	1	2	3	1	2	3
15 cm	Ignition?									
	Y or N									
30 cm	Ignition?									
	Y or N									
45 cm	Ignition?									

**Status:** Point in time view as at 27/02/2025.

**Changes to legislation:** There are currently no known outstanding effects for The Aerosol Dispensers Regulations 2009. (See end of Document for details)

	Y or N
60 cm	Ignition?
	Y or N
75 cm	Ignition?
	Y or N
90 cm	Ignition?
	Y or N
Observations — including can position	

## Enclosed space ignition test

### 6

#### Introduction

**6.3.2.1.** This test standard describes the method to assess the flammability of products emerging from aerosol dispensers due to their propensity to ignite in an enclosed or confined space. The contents of an aerosol dispenser are sprayed into a cylindrical test vessel containing a burning candle. If an observable ignition occurs, the elapsed time and amount discharged is noted.

#### Apparatus and material

### 6

**6.3.2.2.1.** The following apparatus is required:

Chronometer (stopwatch)	accurate to $\pm 0,2$ s
Water bath maintained at 20 °C	accurate to $\pm 1$ °C
Calibrated laboratory scales (balance)	accurate to $\pm 0,1$ g
Thermometer	accurate to $\pm 1$ °C
Hygrometer	accurate to $\pm 5$ %
Pressure gauge	accurate to $\pm 0.1$ bar
Cylindrical test vessel	as detailed below

#### Preparation of test apparatus

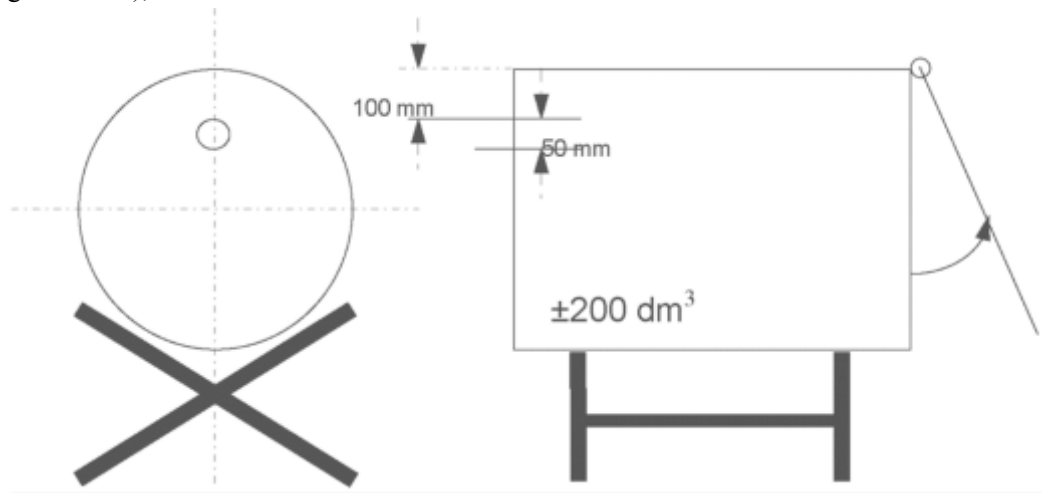
### 6

**6.3.2.2.2.1.** A cylindrical vessel approximately 200 dm<sup>3</sup> volume, approximately 600mm in diameter and approximately 720mm long and open at one end shall be modified as follows:

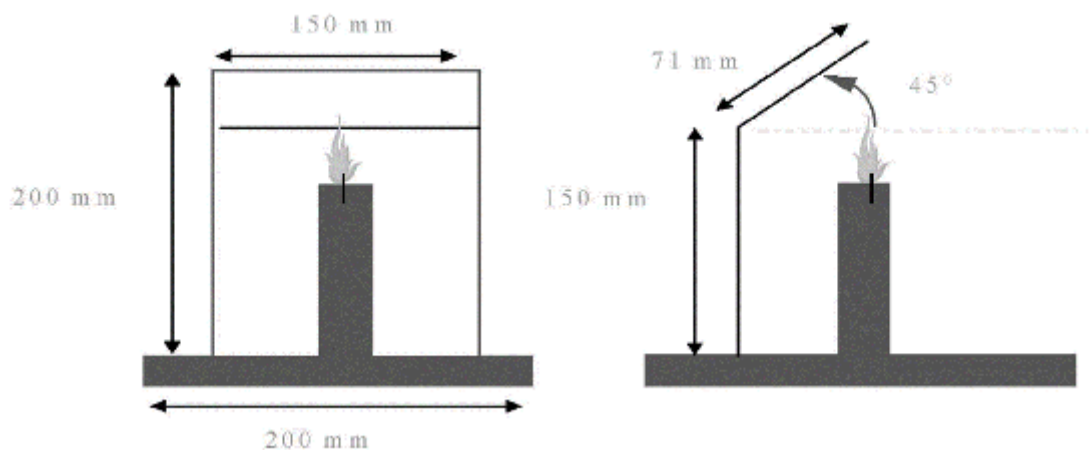
- (a) a closure system consisting of a hinged cover shall be matched to the open end of the receptacle; or
- (b) a plastic film 0.01 to 0.02 mm thick may be used as a closure system; if the test is carried out with a plastic film this must be used as described below: stretch the film over the open

end of the drum and hold it in place with an elastic band; the strength of the band shall be such that when placed around the drum resting on its side, it stretches by only 25mm when a mass of 0.45 kg is attached to its lowest point; cut a 25 mm slit in the film, starting 50 mm from the edge of the drum. Ensure that the film is taut;

- (c) at the other end of the drum drill a 50mm diameter hole 100mm from the edge in such a way that the orifice is uppermost when the receptacle is laid down and ready for the test (Figure below);



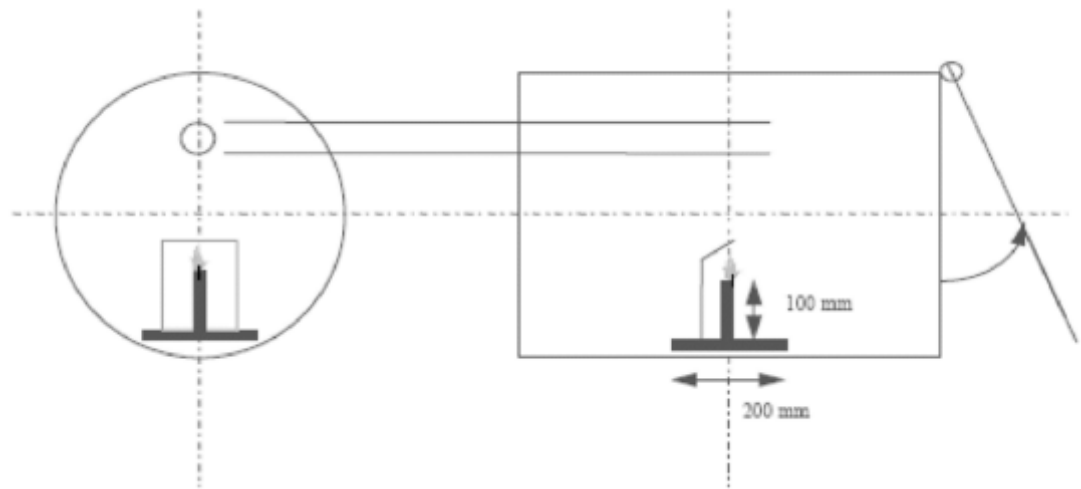
- (d) on a 200 × 200 mm metal support place a paraffin wax candle 20 to 40 mm in diameter and 100 mm high; the candle shall be replaced when having a height of less than 80 mm; the candle's flame is protected from the action of the spray by a 150 mm wide, 200 mm high deflector; this includes the plane inclined at 45° produced 150 mm from the base of the deflector (see Figure below);



- (e) the candle placed on the metal support shall be positioned midway between the two ends of the drum (see Figure below);

**Status:** Point in time view as at 27/02/2025.

**Changes to legislation:** There are currently no known outstanding effects for The Aerosol Dispensers Regulations 2009. (See end of Document for details)



- (f) the drum is laid on the ground or on a support at a spot where the temperature is between 15 °C and 25 °C; the product to be tested will be sprayed within the drum of roughly 200 dm<sup>3</sup> in which there will be a source of ignition.

**6.3.2.2.2.2.** Usually, the product leaves the aerosol can at an angle of 90° relevant to the vertical axis of the can. The layout and procedure described refers to this kind of aerosol product. In the case of unusually operating aerosols (e.g. vertical-spray aerosol dispensers) it will be necessary to record changes to equipment and procedures in accordance with good laboratory practice, such as International Standard ISO/IEC 17025:2007 General requirements for the competence of testing and calibration laboratories.

## Procedure

### 6

## General requirements

### 6

**6.3.2.3.1.1.** Before testing, each aerosol dispenser shall be conditioned and then primed by discharging for approximately 1 second. The purpose of this action is to remove non-homogeneous material from the diptube.

**6.3.2.3.1.2.** The instructions of use shall be strictly followed, including whether the dispenser is intended to be used in the upright or inverted position. When shaking is required, shake immediately before testing.

**6.3.2.3.1.3.** The tests shall be carried out in a draught-free environment capable of ventilation, with the temperature controlled at 20°C ± 5°C and relative humidity in the range 30-80%.

## Test procedure

- (a) (a) a minimum of 3 full aerosol dispensers per product shall be conditioned to 20 °C ± 1 °C in a water bath with at least 95 % of the dispenser immersed in the water for at least 30 min (if the aerosol is fully immersed, 30 min conditioning is sufficient);
- (b) measure or calculate the actual volume of the drum in dm<sup>3</sup>;
- (c) comply with general requirements; record the temperature and relative humidity of the environment;

- (d) determine the internal pressure and initial discharge rate at  $20\text{ }^{\circ}\text{C} \pm 1\text{ }^{\circ}\text{C}$  (to eliminate faulty or partly filled aerosol dispensers);
- (e) weigh one of the aerosol dispensers and note its mass;
- (f) light the candle and apply the closure system (cover or plastic film);
- (g) place the aerosol dispenser actuator orifice 35 mm or closer for a wide spray product, from the centre of the entrance hole in the drum; start the chronometer (stopwatch) and following the instructions for use of the product; direct the spray towards the centre of the opposite extremity (cover or plastic film); the aerosol shall be tested in the position it is designed to be used, e.g. upright or inverted;
- (h) spray until ignition occurs; stop the chronometer and note the time elapsed; re-weigh the aerosol dispenser and note its mass;
- (i) ventilate and clean the drum removing any residue likely to affect subsequent tests; allow the drum to cool if necessary;
- (j) repeat the test procedure steps (d) to (i) for another two aerosol dispensers of the same product (three in total, note: each dispenser is only tested once).

## Method of assessing results

### 6

**6.3.2.4.1.** A test report containing the following information shall be drawn up:

- (a) the product tested and its references;
- (b) the internal pressure and discharge rate of the aerosol dispenser;
- (c) the temperature and relative air humidity of the room;
- (d) for each test, the discharge time (s) needed to achieve ignition (if the product does not ignite, state this);
- (e) the mass of the product sprayed during each test (in g);
- (f) the actual volume of the drum (in  $\text{dm}^3$ ).

**6.3.2.4.2.** The time equivalent ( $t_{\text{eq}}$ ) needed to achieve ignition in one cubic metre can be calculated as follows:

$$t_{\text{eq}} = \frac{1\,000 \times \text{discharge time (s)}}{\text{Actual volume of drum (dm}^3\text{)}}$$

**6.3.2.4.3.** The deflagration density ( $D_{\text{def}}$ ) needed to achieve ignition during the test may also be calculated as follows:

$$D_{\text{def}} = \frac{1\,000 \times \text{Amount of product dispensed (g)}}{\text{Actual volume of drum (dm}^3\text{)}}$$

## Aerosol foam flammability test

### 6

## Introduction

### 6

**6.3.3.1.1.** This test standard describes the method to determine the flammability of an aerosol spray emitted in the form of a foam, mousse, gel or paste. An aerosol, which emits a foam, mousse, gel or paste is sprayed (approximately 5 g) on a watchglass and an ignition source (candle, wax

**Status:** Point in time view as at 27/02/2025.

**Changes to legislation:** There are currently no known outstanding effects for The Aerosol Dispensers Regulations 2009. (See end of Document for details)

taper, match or lighter) is placed at the base of the watchglass to observe if ignition and sustained combustion of the foam, mousse, gel or paste occurs. Ignition is defined as a stable flame maintained for at least two seconds and a minimum 4 cm in height.

## Apparatus and material

### 6

**6.3.3.2.1.** The following apparatus is required:

Graduated scale, support and clamp	gradations in cm
Fire-resistant watchglass roughly 150 mm in diameter	
Chronometer (stopwatch)	accurate to $\pm 0,2$ s
Candle, wax taper, match or lighter	
Calibrated laboratory scales (balance)	accurate to $\pm 0,1$ g
Water bath maintained at 20°C	accurate to $\pm 1$ °C
Thermometer	accurate to $\pm 1$ °C
Hygrometer	accurate to $\pm 5$ %
Pressure gauge	accurate to $\pm 0.1$ bar

**6.3.3.2.2.** The watch-glass is placed on a fire-resistant surface within a draught-free area that may be ventilated after each test. The graduated scale is positioned exactly behind the watch-glass and held vertically by means of a support and clamp.

**6.3.3.2.3.** The scale is positioned in such a way that its origin is on a level with the watch-glass base in a horizontal plane.

## Procedure

### 6

## General requirements

### 6

**6.3.3.3.1.1.** Before testing, each aerosol dispenser shall be conditioned and then primed by discharging for approximately 1 second. The purpose of this action is to remove non-homogeneous material from the diptube.

**6.3.3.3.1.2.** The instructions of use shall be strictly followed, including whether the dispenser is intended to be used in the upright or inverted position. When shaking is required, shake immediately before testing.

**6.3.3.3.1.3.** The tests shall be carried out in a draught-free environment capable of ventilation, with the temperature controlled at  $20^{\circ}\text{C} \pm 5^{\circ}\text{C}$  and relative humidity in the range of 30-80%.

## Test procedure

- (a) (a) a minimum of four full aerosol dispensers per product shall be conditioned to  $20^{\circ}\text{C} \pm 1^{\circ}\text{C}$  with at least 95% of the dispenser immersed in the water for at least 30 min before each test (if the aerosol is fully immersed, 30 minutes conditioning is sufficient);
- (b) comply with general requirements. Record the temperature and relative humidity of the environment;
- (c) determine the internal pressure at  $20^{\circ}\text{C} \pm 1^{\circ}\text{C}$  (to eliminate faulty or partly filled aerosol dispensers);
- (d) measure the discharge or flow rate of the aerosol product to be examined, so that the amount of test product dispensed can be more accurately gauged;
- (e) weigh one of the aerosol dispensers and note its mass;
- (f) on the basis of the measured discharge or flow rate and following the manufacturer's instructions, release approximately 5 g of the product onto the centre of the clean watch glass with the aim of producing a mound no higher than 25 mm;
- (g) within five seconds of completion of discharge, apply the source of ignition to the edge of the sample at its base and at the same time start the chronometer (stopwatch); if necessary, the ignition source shall be removed from the edge of the sample after approximately two seconds, in order to clearly observe if ignition has occurred; if no ignition of the sample is apparent, the ignition source shall be reapplied to the edge of the sample;
- (h) if ignition occurs note the following points:
  - (i) the maximum height of the flame in cm above the base of the watch-glass;
  - (ii) the flame duration in s;
  - (iii) dry and re-weigh the aerosol dispenser and calculate the mass of the released product;
- (i) ventilate the test area immediately after each test;
- (j) if ignition is not obtained and the released product remains in the form of a foam or paste throughout its period of use, steps (e) to (i) shall be repeated; allow the product to stand for 30 seconds, 1 minute, 2 minutes or 4 minutes before applying the ignition source;
- (k) repeat the test procedure steps (e) to (j) twice more (a total of 3) for the same can;
- (l) repeat the test procedure steps (e) to (k) for another two aerosol cans (3 cans in total) of the same product.

## Method of assessing results

### 6

**6.3.3.4.1.** A test report containing the following information shall be drawn up:

- (a) whether the product ignites;
- (b) the maximum flame height in cm;
- (c) the duration of flame in seconds;
- (d) the mass of the product tested.]

**Status:** Point in time view as at 27/02/2025.

**Changes to legislation:** There are currently no known outstanding effects for The Aerosol Dispensers Regulations 2009. (See end of Document for details)

---

## EXPLANATORY NOTE

*(This note is not part of the Regulations)*

These Regulations implement Council Directive [1975/324/EEC](#) on the approximation of the laws of the Member States relating to aerosol dispensers (OJ L147, 9.6.1975, p.40 – 47) (“the Directive”). The Directive has been amended by a number of instruments most recently by Commission Directive [2008/47/EC](#) (OJ L96, 9.4.2008, p.15 – 28). The Directive was implemented by the Aerosol Dispensers (EEC Requirements) Regulations 1977 (“the 1977 Regulations”) which have also been amended by a number of regulations.

Part 1 defines words used in these Regulations and sets out the requirements which relevant aerosol dispensers must fulfil if they are to be marked with a compliance mark.

Part 2 prohibits the supply (or possession for supply) of relevant aerosol dispensers which are not marked with a compliance mark. The supply (or possession for supply) of aerosol dispensers which are marked but which do not comply with the requirements of regulation 3 is also prohibited. In addition the supply (or possession for supply) of aerosol dispensers which are deceptively marked is prohibited. Contravention of the prohibitions is an offence under section 12 of the Consumer Protection Act 1987.

Part 3 includes transitional provision to allow the supply, or possession for supply, until 28th October 2010, of aerosol dispensers which complied with the 1977 Regulations.

The Schedule revokes the 1977 Regulations and the regulations which have amended those Regulations. It also makes an amendment resulting from the revocation of the 1977 Regulations.

A transposition note and a full Impact Assessment of the effect that this instrument will have on the costs to business and the voluntary sector are available from the BIS website ([www.bis.gov.uk](http://www.bis.gov.uk)). They are also annexed to the Explanatory Memorandum which is available alongside the instrument on the OPSI website ([www.opsi.gov.uk](http://www.opsi.gov.uk)). Copies have also been placed in the Libraries of both Houses of Parliament.

**Status:**

Point in time view as at 27/02/2025.

**Changes to legislation:**

There are currently no known outstanding effects for The Aerosol Dispensers Regulations 2009.